



# The Blues

Buddy Guy

Freddie King

Mamie Smith

Billie Holiday

Muddy Waters



John Lee Hooker

Blind Willie McTell

BB King

Bo Diddley

Bessie Smith

Ma Rainey

Hewlin' Wolf



# Blues starter activities

## Activity 1.


Use Midi file 1 as a backing. Stand in front of the class. Pupils clap when you do.

Start by clapping on 1st beat of bar. After that, progress as follows :



## Activity 2

Use Midi file 1 as a backing. Use the rhythms above, but instead of clapping use 'scat' words, such as bap, bap, bap do-wah. Make up your own rhythms if you wish.



## Activity 3

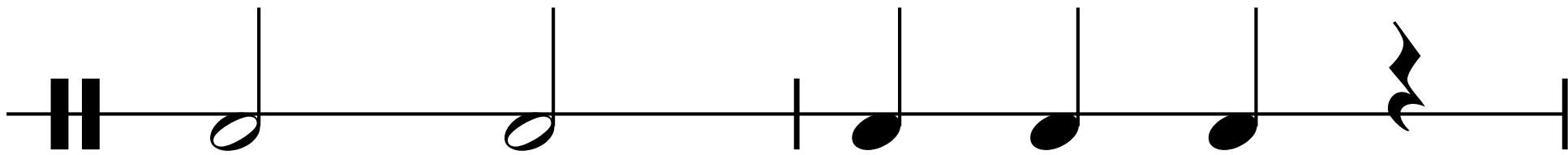
Use Midi file 1 (optional). Pupils to make up their own scats after a quick demonstration of Activity 2 together.

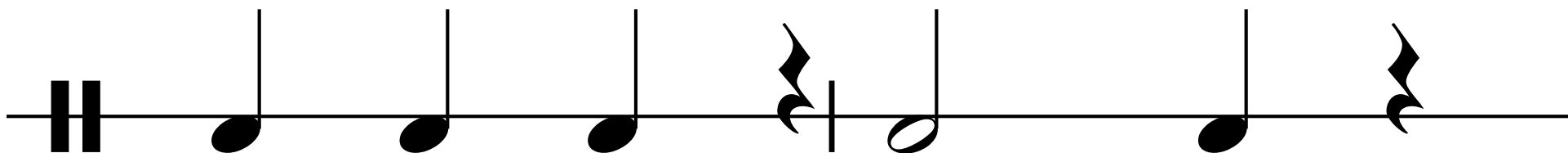
## Activity 4

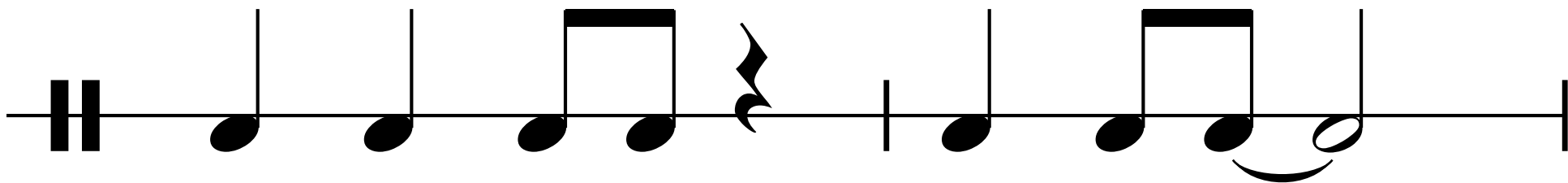
Use Midi file 2 as a backing track.

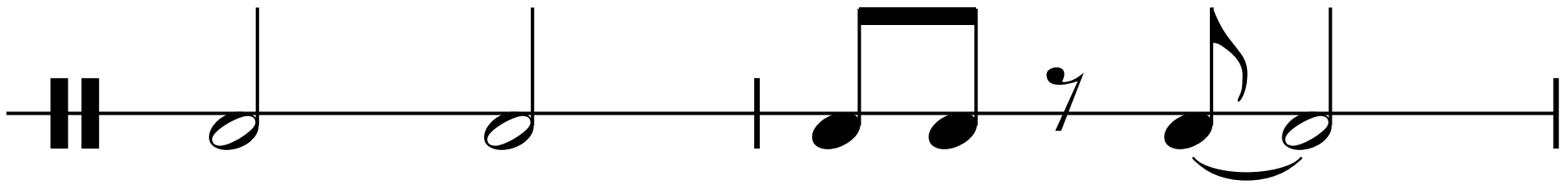
Hold up the flashcards on the following pages.


Pupils play the C chord to the rhythms indicated. If you like, sing it to 'bap bap bap' type syllables.

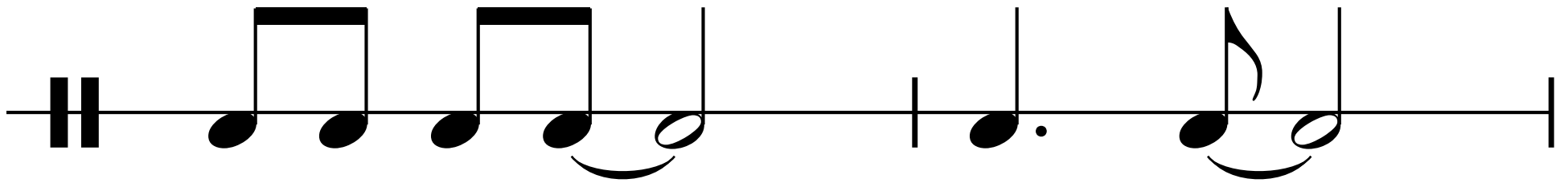




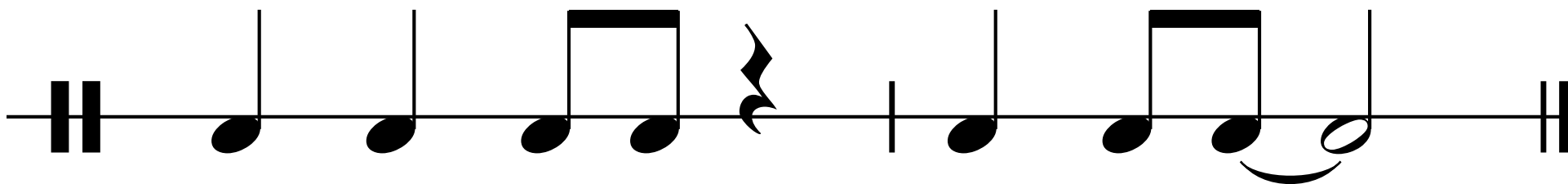















# Blues Bass

C E G A B $\flat$  A G E C E G A B $\flat$  A G E  
 5  
 F A C D E $\flat$  D C A C E G A B $\flat$  A G E  
 9  
 G B D B F A C A C E G A B $\flat$  A G E



# Blues Chords

1 2 3 4    1 2 3 4    1 2 3 4    1 2 3 4  

G E C	G E C	G E C	G E C
-------------	-------------	-------------	-------------

---

1 2 3 4    1 2 3 4    1 2 3 4    1 2 3 4  


C A F	C A F	G E C	G E C
-------------	-------------	-------------	-------------

---

1 2 3 4    1 2 3 4    1 2 3 4    1 2 3 4  

D B G	C A F	G E C	G E C
-------------	-------------	-------------	-------------

# The R & B Vamp



Musical staff 1: Treble clef, 4/4 time signature. Notes: G4, A4, G4, A4, G4, A4, G4, A4, G4, A4, G4, A4, G4, A4. Chords: C4, C4, C4, C4, C4, C4, C4, C4, C4, C4, C4, C4, C4, C4.

Musical staff 2: Treble clef, 4/4 time signature. Notes: C4, D4, C4, D4, C4, D4, C4, D4, G4, A4, G4, A4, G4, A4, G4, A4. Chords: F4, F4, F4, F4, F4, F4, F4, F4, C4, C4, C4, C4, C4, C4, C4, C4.

Musical staff 3: Treble clef, 4/4 time signature. Notes: D4, E4, D4, E4, C4, D4, C4, D4, G4, A4, G4, A4, G4, A4, G4, A4. Chords: G4, G4, G4, G4, F4, F4, F4, F4, C4, C4, C4, C4, C4, C4, C4, C4.

## Improvising using the blues scale

Step 1

Musical staff: Treble clef, notes C4 and Eb4.

Step 2

Musical staff: Treble clef, notes C4, Eb4, and F4.

Step 3


Musical staff: Treble clef, notes C4, Eb4, F4, and G4.

Step 4

Musical staff: Treble clef, notes C4, Eb4, F4, G4, and Bb4.



# Computer Tasks



## You will need :

- All your blues music sheets
- A sequencer program on your computer
- A keyboard attached to your computer

Use the file *blues3.mid*

Tick off the tasks as you complete them

**Task 1** Play & record the blues chord sequence in time to the bass and the drum beat. You decide the rhythm to play it in. You could change it each time if you want.

---

**Task 2** Play and record an improvised solo using notes from the blues scale. Choose a suitable jazz instrument sound for the solo.


---

**Task 3** Erase the given bass part and add your own. Choose a suitable bass instrument sound of your own.

---

**Task 4** Play and record another solo, using another instrument to task 2, so that you can alternate the two solos

---



# Jackass Blues

by Fletcher Henderson

## Vamp

5/4

G A G A G A G A G A G A G A  
 C C C C C C C C C C C C C C

5

C D C D C D C D G A G A G A G A  
 F F F F F F F F C C C C C C C C

9

D E D E C D C D G A G A G A G A  
 G G G G F F F F C C C C C C C C

## Tune

Play 3 times

G G G C D C E $\flat$  D C

## Bass


C E G A G C E G A G C E G A G C E G A G

5

F A C D C F A C D C C E G A G C E G A G

9

G B D E D F A C D C C E G A G C E G A G



# Jackass Blues

by Fletcher Henderson

Instrumental parts

## Bass for cello/double bass

Three staves of bass notation in 4/4 time. The first staff contains measures 1-5, the second staff contains measures 6-8, and the third staff contains measures 9-11. The key signature has one flat (Bb), and the time signature is 4/4. The melody consists of quarter and eighth notes with some accidentals.

## Tune for Bb instruments

Play 3 times

Single staff of music in treble clef with a key signature of one flat (Bb). The melody consists of quarter and eighth notes with some accidentals.

## Tune for C instruments

Play 3 times

Single staff of music in treble clef with a key signature of one flat (Bb). The melody consists of quarter and eighth notes with some accidentals.

## Tune for Eb instruments


Play 3 times

Single staff of music in treble clef with a key signature of two flats (Bb and Eb). The melody consists of quarter and eighth notes with some accidentals.

## Tune for Viola

Play 3 times

Single staff of music in bass clef with a key signature of one flat (Bb). The melody consists of quarter and eighth notes with some accidentals.



# The Blues Assessment sheet

A4L

## What I worked on today

Date \_\_\_\_\_

Blues bass  Blues chords  R&B Vamp  Improvising   
Jackass Vamp  Jackass Tune  Jackass Bass

## Two things I need to do next lesson

1. \_\_\_\_\_  
2. \_\_\_\_\_

## My effort today (circle)

A B C D E

## What I worked on today

Date \_\_\_\_\_

Blues bass  Blues chords  R&B Vamp  Improvising   
Jackass Vamp  Jackass Tune  Jackass Bass

## Two things I need to do next lesson

1. \_\_\_\_\_  
2. \_\_\_\_\_

## My effort today (circle)

A B C D E

## What I worked on today

Date \_\_\_\_\_


Blues bass  Blues chords  R&B Vamp  Improvising   
Jackass Vamp  Jackass Tune  Jackass Bass

## Two things I need to do next lesson

1. \_\_\_\_\_  
2. \_\_\_\_\_

## My effort today (circle)

A B C D E



# The Blues Assessment sheet

A4L

## What I worked on today

Date \_\_\_\_\_

Blues bass  Blues chords  R&B Vamp  Improvising

Jackass Vamp  Jackass Tune  Jackass Bass

## Two things I need to do next lesson

1. \_\_\_\_\_
2. \_\_\_\_\_

## My effort today (circle)

A B C D E

## What I worked on today

Date \_\_\_\_\_

Blues bass  Blues chords  R&B Vamp  Improvising

Jackass Vamp  Jackass Tune  Jackass Bass

## Two things I need to do next lesson

1. \_\_\_\_\_
2. \_\_\_\_\_

## My effort today (circle)

A B C D E

## What I worked on today

Date \_\_\_\_\_

Blues bass  Blues chords  R&B Vamp  Improvising

Jackass Vamp  Jackass Tune  Jackass Bass

## Two things I need to do next lesson

1. \_\_\_\_\_
2. \_\_\_\_\_

## My effort today (circle)

A B C D E