

Name

Class




Chords are two or more notes played at the same time. This sheet is about TRIADS. These are 3 note chords



Here is a triad built on C
Look how it is built.
The lowest note is C, the middle note is E, the highest note is G
So it goes note-gap-note-gap-note

Fill in the missing note out of these triads. Sometimes there's more than one right answer!



Name 3 instruments that CAN play chords and 3 instruments that CANNOT play chords

Can play chords	Cannot play chords



Extension work

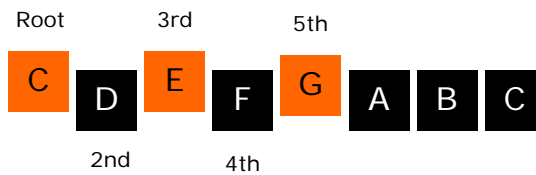
Find out about chords in the major scale and what intervals make up major and minor triads

Name

Class



A triad has 3 notes. Here is the triad of C.
 The note C is called the root (like the roots of a tree)
 The note E is called the 3rd because it is the 3rd note from the root.
 The note G is called the 5th because, you guessed it, it is the 5th note from the root



In each of these chords, write down the letter name of the root, 3rd and 5th



5th		5th		5th		5th		5th	
3rd		3rd		3rd		3rd		3rd	
Root		Root		Root		Root		Root	



5th		5th		5th		5th		5th	
3rd		3rd		3rd		3rd		3rd	
Root		Root		Root		Root		Root	



Extension work

On a keyboard, try playing these chords. What do you notice about the sound when you play a sharp or flat note as the 3rd?

Name




Class



Practice writing triads.

On the staves below, start by writing the triad with C as the root note, then with D as the root note and so on.

Be careful as you are writing and be accurate and neat !



Extension work

Now go back over your work and change the middle notes into sharps and flats, playing your work on a keyboard

Name

Class



Below are some notes

Underneath each one, you are told whether this note is the root, 3rd or 5th of a chord

You have to fill in the other **two** missing notes



3rd

Root

5th

5th

Root

Root

3rd



Root

3rd

3rd

5th

Root

Root

3rd



Extension work

Play these chords at a keyboard, but instead of playing them all at once (a block chord), try splitting the notes up, playing them one at a time going up, then going down (arpeggio)