


Bb/Eb Transposer


- Cut out the two rectangles on the card (Do NOT cut along the dotted line across the middle of the wider one).
- Carefully cut out the small rectangles (1x3cm) marked  to leave a hole in the card
- Fold along the dotted line
- If you are able, neatly sellotape together the long edge of the folded rectangle (opposite the fold, sellotape on the outside)
- Cut out the rectangle above. Carefully glue to the remaining card rectangle (they should be the same side).
- USE: Insert the long rectangle into the tube, turning over to get both Bb and Eb transpositions.

For your Bb instrument

to sound like a you need to

ALSO

You will get aif your Bb Player
plays their written





e.g. Clarinet
Trumpet
Tenor Sax

Bb

For your Eb instrument
to sound like ayou need to write a

ALSO

You will get aif your Eb Player plays their written



e.g. Alto Sax

Eb