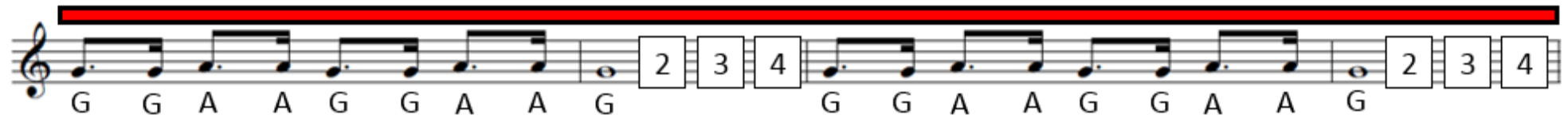
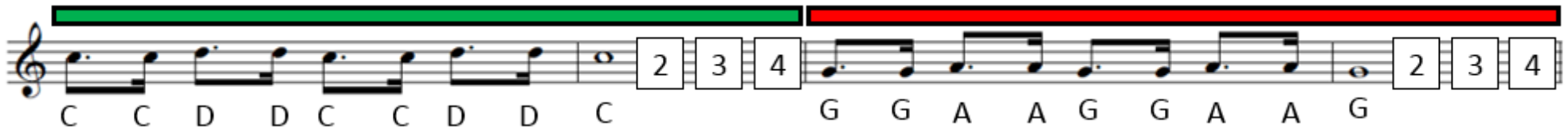


Blues Improvisation (Bluetones)



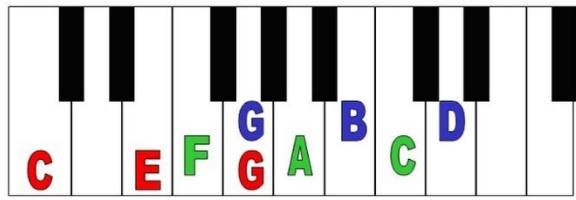
G G A A G G A A G 2 3 4 G G A A G G A A G 2 3 4



C C D D C C D D C 2 3 4 G G A A G G A A G 2 3 4



B B A A G A A G G F G G A A G G A A G 2 3 4



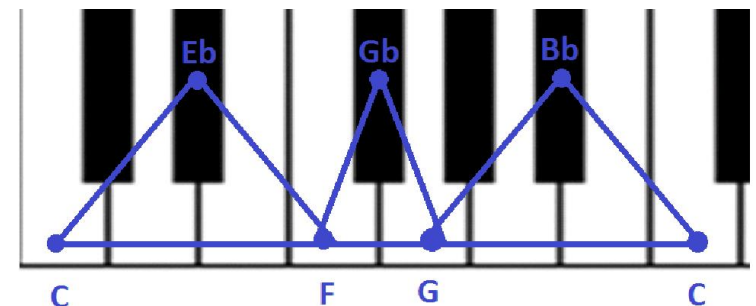
Chords need to be held for the whole bar in your left hand while playing the melody in with the right hand.

Blues Improvisation

Use the blues scale below to improvise a melody over the 12 Bar Blues chord sequence. Structure your performance i.e. First cycle: bluetones melody, second cycle: improvise, third cycle: bluetones melody and improvisation together (remember the 3 triangles opposite)


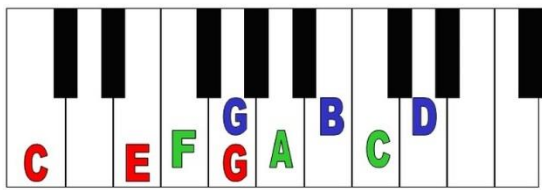
Don't forget to use the coloured bars above the music to help with the chords.

Experiment with different instrument sounds and backing beats on the keyboard to improve your performance.



Blues Improvisation (Jackass Blues)



Chords need to be held for the whole bar in your left hand while playing the melody in with the right hand.

Blues Improvisation

Use the blues scale below to improvise a melody over the 12 Bar Blues chord sequence. Structure your performance i.e. First cycle: Jackass melody, second cycle: improvise, third cycle: jackass melody and improvisation together (remember the 3 triangles opposite)

Don't forget to use the coloured bars above the music to help with the chords.

Experiment with different instrument sounds and backing beats on the keyboard to improve your performance.

