


Emeli Sande – Read All About It

MASTERY – You will need to practise the melody so that it becomes fluent. Don't rush, keep it steady and get it 100% correct

ATONOMY – You will work independently at your own pace. Make sure you use your time effectively to make progress


PURPOSE – Securing these basic keyboard skills, will make you more confident musicians and performers



C D E E ___ C D E E ___ C D E G ___ F F E ___

BLUE TASK

Play the first four bars of Emeli Sande's 'Read All About It' melody




C D E E ___ C D E E ___ C D E [↑]G ___ F F E ___ D E ___

C C D E E D C C ___ [↓]A ___ E ___ D C C ___ [↓]G C C ___

[↓]G C D ___ E ___ C ___ [↓]G C D ___ E ___

PURPLE TASK

Play the first eight bars of the melody from Emeli Sande's 'Read All About It'. Watch out for the high or low G and A. These are indicated with an arrow to help you



C D E E C D E E C D E G F F E D E

C C D E E D C C A E D C C G C C

G C D E C G C D E D E C D C E C D C E

C D C B

PINK TASK

Play all of the melody from Emeli Sande's 'Read All About It'.

There isn't anything new in this task (compared to the purple task). This one includes the second half of the chorus.

When you can play this whole melody fluently, have a go at the extension task below

Extension task...

The same four chords are used throughout the piece. They are looped together. Have a go at playing the chords underneath the melody. You might want to work in pairs for this task.

