

# Titanium - Keyboard

Start with the verse. Then, add the melody for the chorus. When you can play this, add the chords under it (see extra keyboard chords sheet)

## Verse

The Verse section consists of three staves of music. The first staff begins with a treble clef and a 4/4 time signature. The melody is written in eighth notes, and the chords are indicated below the staff: C, G, Am, C. The second staff continues the melody with chords G, Am, C, G<sup>A</sup>, and Am. The third staff concludes the verse with chords A, C, A, C, G, and Am.

## Chorus

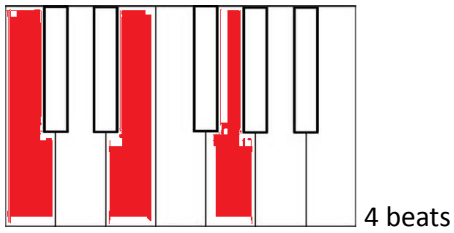
The Chorus section consists of five staves of music. The first staff begins with a treble clef and a 4/4 time signature. The melody is written in eighth notes, and the chords are indicated below the staff: F, G, Em, Am, F. The second staff continues the melody with chords G, Em, Am, F, G. The third staff continues with chords Em, Am, F, G, Em, Am. The fourth staff continues with chords F, G, Em, Am, F. The fifth staff concludes the chorus with chords G, Em, Am, F.

# Titanium - Keyboard

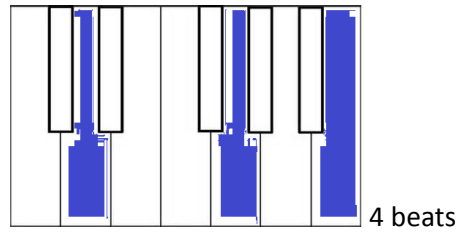
---

## Verse

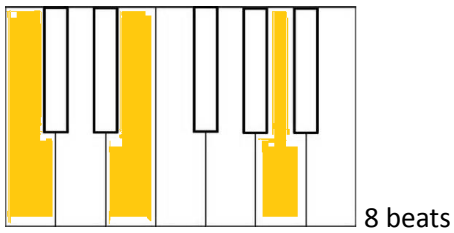
**C = C E G**



**G = G B D**



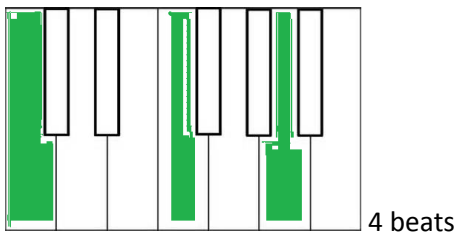
**Am = A C E**



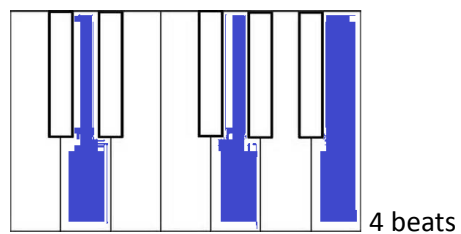
Play all of this sequence 4 times

## Chorus

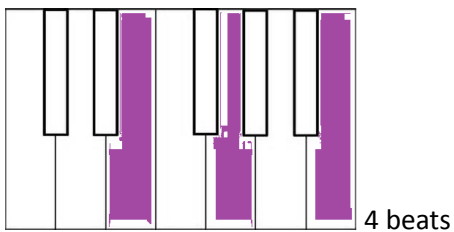
**F = F A C**



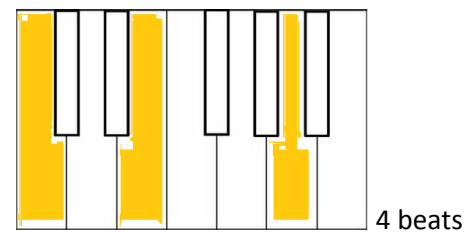
**G = G B D**



**Em = E G B**



**Am = A C E**



Play all of this sequence 6 times